






LEGEND

-  ROAD CLOSURE / CONSTRUCTION AREA
-  PARKADE ACCESS
-  PARKADE EXIT (LEFT TURN ONLY)
-  LOADING DOCK ACCESS
-  LOADING DOCK EXIT (LEFT TURN ONLY)

